

DECENTERED KONES


DEMAND

DECENTERED ZONES



INTRODUCING **CarterKone™** & **RevKone™**

Research shows most kones are decentered low. **Carter Contact Lens, Inc.** uses superior contact lens manufacturing technology to **place the optic zone where your patient needs it most.**

 **CarterKone™**
Decentered Optics placed over apex of the kone

 **RevKone™**
Reverse Geometry design with Decentered Optics for advanced inferior kones with large flat superior corneas

Keratoconus Lens Fitting with Precision

All lenses designed to your specifications

Fitting Options

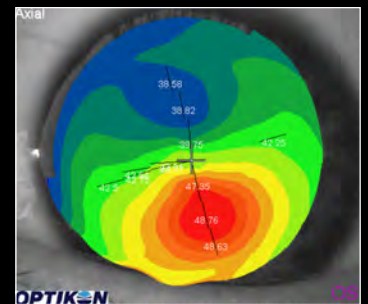
Diagnostic Fitting- Loaner Lenses available on a case by case basis

Topographical Fitting - Send topography for lab lens design

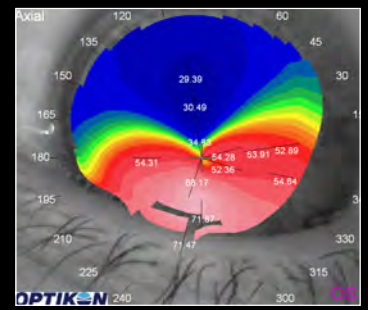
Diagnostic Fitting Sets - Available for precise in-office fitting

Wide variety of RGP lens materials available. Ask for your favorite.

Ideal CarterKone™ Fit



Ideal RevKone™ Fit



Carter Contact Lens, Inc.

105 W. Dakota Avenue, Suite 109, Clovis, CA 93612

TOLL-FREE (888) 504-3600 • FAX (559) 294-8851

www.cartercl.com • carterlens@sbcglobal.net